



## MOBILE TOOL CART STATION EASY ORDER GUIDE



# BENEFITS OF A MOBILE TOOL CART STATION

Many successful workshops realise the benefit of well organised tool storage. Increased productivity can be the result of minimising the time it takes to find what you need. But like most things, nothing is constant and when job requirements change, so does the need to change your work flow.

At Boscotek we understand tool storage and so have developed the Mobile Tool Cart Station. This feature packed, multi functional product, combines tool storage, small part storage and a durable work surface. It has the flexibility to be located anywhere in your workshop at any time. The rubber mat access compartment allows you to store tools or documents and keep them easily accessible. For bulky, larger items the tool cart can incorporate lockable cupboards and a shelf tray. The durable 40mm laminated HDF timber top can be used for mounting a vice or a general working surface. This is a mobile tool storage solution that is ready for almost anything.

## Mobile Tool Cart Station features include:

1	<b>Feature</b>	<b>Laminated timber</b>
	The workbench work top is arguably the most important feature of any workbench. The heavy duty workbench comes with a 40mm thick compressed timber bench top with a 2mm laminated work surface with black edging. These durable and strong bench tops resist most acids and oil. The under side of the work surface is laminated to prevent moisture absorption, warping and shedding. Alternative bench tops available on following page.	
	<b>Benefit</b>	<b>An ideal work surface for most applications.</b>

2	<b>Feature</b>	<b>Thick aluminium pull handles</b>
	2 x 150mm solid handles on one side of cart. (full length handle shown not available). Powder coated in textured black.	
	<b>Benefit</b>	<b>Greater manoeuvrability. Can be used to hang items. Hard wearing.</b>

3	<b>Feature</b>	<b>5 drawer storage unit with aluminium handles</b>
	Store tools and parts in this versatile drawer storage unit. Ball bearing runners on all drawers with a 45 kg load capacity UDL. Top drawer includes plastic bin set while the second drawer includes plastic dividers and steel partitions forming individual compartments. All drawers with label holder and are able to be locked from the German manufactured locking mechanism.	
	<b>Benefit</b>	<b>Store more with high density storage</b>



4	<b>Feature</b>	<b>Shelf tray, louvre panel and tool board kit</b>
	Clamping 2 vertical mounting posts to the rear of the work surface a combination of tool and item storage accessories can be fitted.	
	<b>Benefit</b>	<b>Allows tool hanging accessories to be used, standard plastic bins to be attached and light items to be stored neatly and organised.</b>

5	<b>Feature</b>	<b>Access compartment</b>
	120mm high full width access compartment with rubber mat and front and rear lip to keep tools from rolling away.	
	<b>Benefit</b>	<b>Quick access to frequently used parts. Large enough for A2 documents or plans</b>

6	<b>Feature</b>	<b>Lockable cupboard unit</b>
	Containing one adjustable shelf to form two shelf levels. Key lockable full depth cupboard. Flush door with 110 degree opening.	
	<b>Benefit</b>	<b>Store larger items with 60kg load capacity</b>

7	<b>Feature</b>	<b>Thumb trigger latch</b>
	All drawers are fitted with thumb trigger latches, preventing drawers from opening whilst in motion. Latches are a valuable addition to the cabinet and need to be pulled to open drawers.	
	<b>Benefit</b>	<b>Reduces cabinet from tipping and damaging</b>

8	<b>Feature</b>	<b>Castors</b>
	Fitted with 2 swivel brake (with brake pedal) and 2 fixed polyurethane non-marking castors. Total Mobile Tool Cart Station load capacity is 400kg.	
	<b>Benefit</b>	<b>Ensures level worksurface with high load capacity and improved stability.</b>

Available in Boscotek light blue only

# CHOOSE YOUR OPTIONS



## Workbench top options




### Laminated timber

42mm grey laminated compressed (HDF) timber. These durable and strong bench tops resist most acids and oil.



### Oak Hardwood timber

40mm solid hardwood oak oiled top. Hardwearing with low maintenance properties



### Stainless steel with wet edge

1.2mm 2B/304 stainless steel top over 42mm compressed timber with wet edge lip to contain liquids and rolling items.

## Adjustable tray shelf

Full length adjustable tray shelf for storing smaller, lighter items and tools, rated at 25kg.

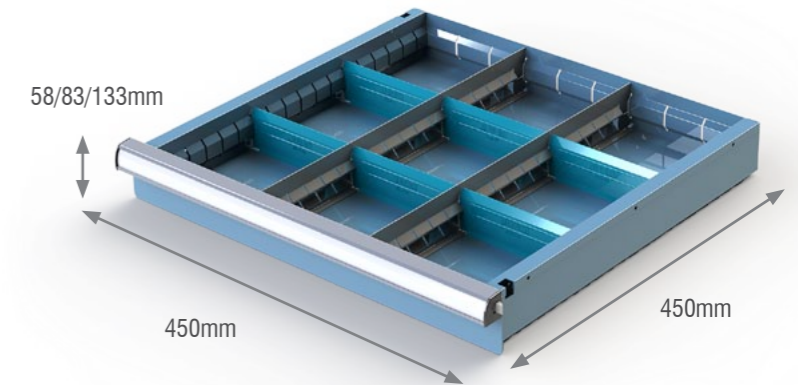
- Back support and large front lip
- Interlocking design with mounted vertical posts



## Drawer Units

Storage of hand tools and small parts are made easy with the 5 drawer storage unit and/or cupboard.

- 5 drawer unit includes 3 x 75mm, 1 x 100mm & 1 x 150
- Cupboard units includes 1 shelf 60kg rated
- Anodised aluminium handle with label and clear lens
- Thumb trigger latch 'lock-in' on each drawer (optional)
- Key lockable with 2 two keys
- Ball bearing slide runners. Load rating 45kg per drawer.
- Top drawer includes a plastic bin set (50mm x 50mm) only




Internal dimensions

## Tool Boards & Lock & Twist Tool Hooks

With this tool storage panel system, tools and equipment are organised and neatly stored above the work top area with the use of varying sizes of hooks, holders and hangers. The simple lock and twist design means these tool hooks can be relocated with ease.

- Zinc plated steel & plastic mount
- 44 piece range of hooks, hangers and holders
- Lock & twist design makes using simple
- Load rated to 5kgs per hook



## Louvre Panel

Hanging louvre panels are a versatile addition to your Tool Cart. Easily fitted to vertical mounting posts, louvre panels are designed to accommodate most industry standard plastic storage bins. Small parts and hardware can be quickly retrieved utilising the louvre panel system.


- Return folds and rear brace for additional strength
- Interlocking design with mounting vertical posts
- Easy to install and remove
- Tool Carts require 2 vertical mounting posts to use this accessory.



## Tool Board

Hanging tool board panels allow you the flexibility to customise tools and equipment storage with the use of a large range of accessories. The square hole design allows multiple configurations to suit any requirement. Louvre panels and peg boards can be combined to create the ultimate Tool Cart solution.

- Square hole accepts mounting accessories
- Return folds and rear brace for additional strength
- Interlocking design with vertical mounting posts
- Easy to install and remove
- Mobile Tool Carts require 2 vertical mounting posts to use this accessory.



# CHOOSE YOUR MOBILE TOOL CART STATION



**TCS.B24**

CUPBOARD UNIT | NO ACCESSOIRES  
5 DRAWER UNIT



**TCS.B25**

5 DRAWER UNIT | NO ACCESSOIRES  
CUPBOARD UNIT



**TCS.B24.T8**

CUPBOARD UNIT | SHELF TRAY  
5 DRAWER UNIT | LOUVRE PANEL  
TOOL BOARD



**TCS.B25.T8**

5 DRAWER UNIT | SHELF TRAY  
CUPBOARD UNIT | LOUVRE PANEL  
TOOL BOARD

**BEST FOR ORGANISATION & STORAGE CAPACITY**



**TCS.B26.T8**

5 DRAWER UNIT | SHELF TRAY  
5 DRAWER UNIT | LOUVRE PANEL  
TOOL BOARD



**TCS.B27.T8**

CUPBOARD UNIT | SHELF TRAY  
CUPBOARD UNIT | LOUVRE PANEL  
TOOL BOARD




**TCS.B26**

5 DRAWER UNIT | NO ACCESSOIRES  
5 DRAWER UNIT



**TCS.B27**

CUPBOARD UNIT | NO ACCESSOIRES  
CUPBOARD UNIT



A division of Advance Metal Products (Aust) Pty Ltd  
ACN: 003 154 210

t: (02) 8796 6288  
f: (02) 8796 6289  
e: [info@boscostorage.com.au](mailto:info@boscostorage.com.au)

PO Box 5469 BC  
Minto NSW 2566 Australia  
[www.boscotek.com.au](http://www.boscotek.com.au)

